







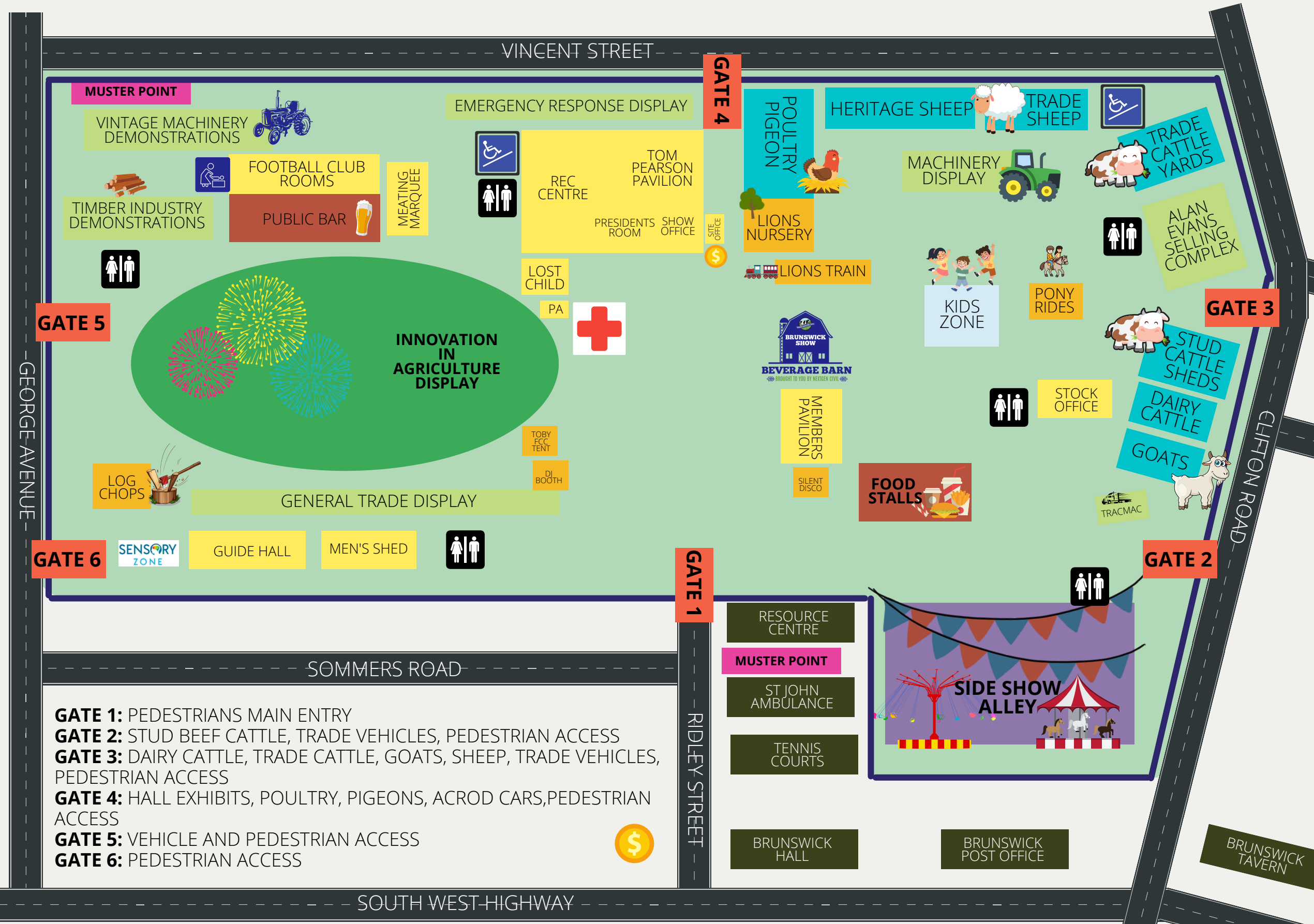


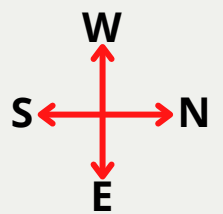


BRUNSWICK SHOW OFFICIAL MAP

-  FIRST AID
-  TOILETS
-  MUSTER POINTS
-  ENTRY/EXIT GATES
-  ATM
-  RAMP
-  PARENTS ROOM
-  SENSORY ZONE



- GATE 1:** PEDESTRIANS MAIN ENTRY
- GATE 2:** STUD BEEF CATTLE, TRADE VEHICLES, PEDESTRIAN ACCESS
- GATE 3:** DAIRY CATTLE, TRADE CATTLE, GOATS, SHEEP, TRADE VEHICLES, PEDESTRIAN ACCESS
- GATE 4:** HALL EXHIBITS, POULTRY, PIGEONS, ACROD CARS, PEDESTRIAN ACCESS
- GATE 5:** VEHICLE AND PEDESTRIAN ACCESS
- GATE 6:** PEDESTRIAN ACCESS



BRUNSWICK TAVERN